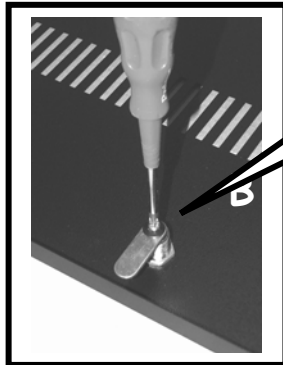



The door kit consists of 1 Door, 2 Hinge Pins, 2 nylon grip washers, 1 Barrel Lock with Cam + 2 keys - Larger sizes will have 2 locks



A. Fit lock barrel  
B. Fit locking cam



C. Push Pin right through door & washer  
D. Push pin just into washer as shown

**PLEASE NOTE**

*THESE GRIP WASHERS ARE VERY TIGHT AND CAN NEED FORCE TO BE PUSHED INTO PLACE*



Then finally drop the bottom pin into the hole, align the door with the top hole and push the pin into place.

If required these hinge pins can be removed by pulling them out with a Screwdriver or Pliers

